


Ewe's News

Little Lambs Parent Cooperative Preschool

A Non-Profit, Christian Preschool * * * * 1977-2011



Happy Thanksgiving!

Your Little Lamb will be celebrating Thanksgiving by having their own Thanksgiving Feast! We will be celebrating on Monday November 21st at 10:00 a.m. and on Tuesday, November 22nd at 10:00 a.m.

Please send your child to school at the usual time on the day of their feast. Parents

and other guests are asked to join us for our Pilgrim and Native American activities at 10:00 a.m.

Look for the food sign-up sheet next to the classroom door, and please sign-up to bring something in for our celebration.

Grandparents, friends, and siblings are welcome too! If you are

unable to attend, please make sure someone is able to join your child for this important event.



What's Happening at Little Lambs?

Hibernation Day!

November 3& 4

The animals are getting ready for winter and so are we!

On November 3 & 4 the children are in-

vited to wear their pajamas to school. They may also bring in their favorite Teddy Bear to enjoy this time together. We are looking forward to a fun-filled

day!

Volume 1, Issue 3

November 2011

Dates to Remember:

11/1&2 Vision & Hearing Screening
11/3&4 Hibernation Day

11/12 Garland of Gratitude leaf projects are due

11/14 Board Meeting 7 p.m.

11/9 & 10 Yellow Day: Wear something yellow. Bring in something small and yellow for our yellow board

11/21 & 22 Thanksgiving Feast Parents come at 10:00

11/23 - 25 Thanksgiving Break—NO SCHOOL

November

Themes:

- Animals getting ready for winter.
- Native Americans & Pilgrims
- The 5 Senses
- Being Thankful
- Thanksgiving Traditions



D F
E

Learning Focus for November



Color: Yellow Shape: Square

Letter: D,E,F Zoo-phonics: Deedee Deer, Ellie Elephant, & Francy Fish
Numbers: 6, 7, 8 Character Counts: Caring & Thoughtfulness

Deedee Deer

Francy Fish

Ellie Elephant



Songs & Poems to Learn



Bunny & Squirrel

There was a little bunny that lived in the woods. He wiggled his ears, as a good bunny should.

He hopped by a squirrel
He hopped by a tree
He hopped by a duck
He hopped by me.

He stared at the squirrel
He stared at the tree
He stared at the duck,
but made faces at ME!

Don't forget to check your child's backpack for important papers. Also, please check to see that the backpack is in working order (i.e. zippers are working)




We Eat Turkey!

(To the tune of "Where is Thumbkin?")

We eat turkey, we eat turkey,
oh so good, oh so good!
Always on Thanksgiving,
Always on Thanksgiving,
Yum, Yum, Yum
Yum, Yum, Yum!

(Exchange "turkey" for
mashed potatoes, corn, apple
sauce, and pumpkin pie)



Gobble, Gobble

(To the tune of Pop Goes the Weasel)

A turkey is a funny bird,
his head goes wobble, wobble.
He know just one funny word . . .
"Gobble, Gobble,
Gobble!"

Thank You !!!!


A big thank you to room parents -
Heather Zoerhoff and
Jen Monroe for helping
plan our harvest parties!
What a great day for all
of our Little Lambs!



As the weather gets cooler, please dress your child warmly. We discourage having your child come in boots, but if he/she must, please bring a pair of shoes for your child to change into. We ask that you leave all boots (with name labeled inside of them) in your child's cubby.




Halloween costumes are on sale! The classroom can always use new princess, fireman, cowboys, Native American, astronaut, and policeman costumes. The kids love to dress up when they get to class. PLEASE NO SPIDERMAN OR HULK COSTUMES!



We follow Caledonia schools for any weather delays or closings. Please watch the a.m. news to keep up to date on any weather related schedule changes!

Miss Kathy's Wish List:

Baby wipes bags of rice feathers
 White copy paper popsicle sticks
 Paint Sticks Christmas Stickers
 Jingle bells White
 Chinette Paper Plates
 brown fun fur shoebox lids



Healthy Ways to Begin Your Day

Children and adults who eat breakfast have more energy for work, school, and play. In fact, studies show that children who eat a good breakfast regularly are able to concentrate better, work faster, and even score higher on tests. With the many benefits of breakfast, try these quick and healthy ideas to begin your day a healthy way!

- Fruit smoothies and whole grain toast.
- Baggie of trail mix (cereal, raisins, peanuts)
- and 100% juice box blend.
- Yogurt topped with low-fat granola and sliced strawberries.
- Oatmeal with dried fruit and milk; 100% apple juice.
- French toast with warm applesauce; low-fat milk.
- Cold cereal (choose one with at least 3g of fiber), add milk and blueberries.
- Grilled ham and cheese on whole grain bread; veggie juice.
- Breakfast bar; grapes, low-fat milk.
- Apple slices spread with peanut butter and dipped in cereal.
- Microwave quesadillas with cheese and salsa; 100% juice blend.
- Banana, string cheese and a low fat muffin.



Games Help Your Child Build a Foundation for Learning Math.

Source: Jackie Silberg, *500 Five Minute Games*, 1995

It may be some time before your child is ready to add and subtract. But there are many things you can do now to help him when that time comes.

Try these math activities at home:

- **Matching.** Ask your child to match pairs of socks while you fold laundry. Or ask her to find two toys that are the same color or same shape.
- **Estimating.** Show your child a group of fewer than ten objects. Ask her to guess how many there are. Then count them together.
- **Sorting by size.** Line up toys biggest to smallest, or the other way around.
- **Measuring.** Use body parts or household objects as measuring instruments. How many pencils long is your tabletop?
- **Sequencing.** Do finger-plays such as "The Eensy, Weensy, Spider." Any activity that encourages your child to perform movements in a certain order will work.
- **Shape Recognition.** Encourage

your child to look for shapes everywhere. What shape is her sandwich? How about a book? Get in the habit of looking for the moon each night. Discuss its current shape with your child. (full circle, half circle, crescent.)

- **Observing.** Pick an object, such as a toy truck. Ask your child to find two things that are bigger than the toy truck and two things that are smaller.

Show Your Preschooler How Much You Appreciate Effort

Source: Marilyn Lopes, "Can You Praise Children Too Much?"

Many things that adults take for granted are hard work for a preschooler. Learning how to ride a tricycle, cutting shapes from construction paper, and remembering to use a fork instead of fingers can be quite a challenge.

It doesn't matter if your child is still a little wobbly with the steering wheel or cuts jagged edges instead of that perfect circle. What matters is he's trying and it's important to show him how

much you appreciate it.

Encourage your child to keep trying with these tips:

- **Notice effort** more than results. If you wait until your child gets it "just right," you'll miss what's more important—how much he had improved.
- **Don't compare him** to others. As soon as your child hears that Julie's picture is nicer

than his, or Adam runs faster than he does, he starts thinking of himself as "not as good." He may give up rather than risk not being the best.

- **Don't let mistakes** put him off. If he drops a ball, say "That's okay, mistakes happen so we can learn from them. I'm going to throw the ball to you so you can try to catch it again."

1 . . . 2 . . . 3 . . . 4 . . . 5

Here are some ideas to help your child learn to count at home:

- Count socks as you fold laundry.
- Count utensils as you set the table.
- Count flowers or tree outside.
- Count blocks as you build a tower.